

Level Twelve  
Activity Book

Katrina Casey





# Table of Contents

Title	Page
Back to School	4
The New Teacher	6
Fun at School	8
Haircut for George	10
What's that Noise?	12
Big Sister to the Rescue	14
Roger's Broken Leg	16
Roger's New Car	18
New Rules for George and Molly	20
The Lost Car Keys	22
The Long Walk	24
Changes	26
Lolly is Impatient	28
Lolly is Lost	30
Lolly's Accident	32
Time for Glasses	34



**Back to School:** Cut out the words and arrange them to make sentences from the story. Draw pictures to match the sentences.


"It's	help!"	that	much	Jack.
I	so	just	cried	need

just	two	Jack	had	weeks
had	whole	school.	away	from

want	late	"We	be	today!"
to	Jessie.	don't	called	

### Activity Time:

Write three things that you like about school and three things that you don't like too much about school. Draw a picture of you at school.





**The New Teacher:** Cut out the words and arrange them to make sentences from the story. Draw pictures to match the sentences.

<i>just</i>	<i>been</i>	<i>any</i>	<i>said</i>	<i>fun,"</i>
<i>has</i>	<i>Jack.</i>	<i>"It's</i>	<i>never</i>	<i>school</i>


<i>said</i>	<i>Jack.</i>	<i>"Awesome,"</i>	<i>we</i>	<i>and</i>
<i>"Can</i>	<i>go</i>	<i>play?"</i>	<i>out</i>	

<i>we</i>	<i>about</i>	<i>"Because</i>	<i>smiled</i>	<i>Mrs</i>
<i>are</i>	<i>sharing,"</i>	<i>learning</i>	<i>Smart.</i>	

**Activity Time:**

Draw a picture of your teacher.

Write three sentences to describe your teacher.







**Fun at School:** Cut out the words and arrange them to make sentences from the story. Draw pictures to match the sentences.

help	"Can	mine,	me	Jack.
make	Bart?"	you	asked	

Bart.	said	"Then	"Yes,"	you
help	make	can	me	one."

reached	Mrs	table,	got	box.
her	Smart	and	under	a

### Activity Time:

Write lists for:

- materials needed to make a grass head
- things to do to look after your grass head

Draw a picture of your grass head.





**Haircut for George:** Cut out the words and arrange them to make sentences from the story. Draw pictures to match the sentences.


been	after	"I	looking	said
have	too,"	mine	Jack.	

find	a	Jessie	George.	Jack
helped	nice,	spot	sunny	for

was	happy	George	his	in
sunny	very	spot.		

### Activity Time:

Draw a sequence of three pictures to show Jack's grass head, from the beginning of the story, to the end of the story. Write a sentence under each picture.





**What's that Noise?:** Cut out the words and arrange them to make sentences from the story. Draw pictures to match the sentences.


swim,	and	After	Stanley	under
went	Foxie	their	the	tree.

ran	the	Stanley	through	Foxie
and	long	grass.		

"I	shouted	fly!"	started	he
Stanley,	can	as	running.	

### Activity Time:

Roger's mother did not want him to get a motorbike. Write three things that Roger might have said or done, to get mum to change her mind. Draw pictures of Roger and his motorbike.





**Big Sister to the Rescue:** Cut out the words and arrange them to make sentences from the story.

Draw pictures to match the sentences.

flew	back	Stanley	to	sister,
his	get	Penny.	home,	Super

“Penny!	shouted	“I	your	help!”
Stanley.	Penny!”	need		

said	“Again?”	only	motorbike	
Penny.	“Roger	that	got	today.”

### Activity Time:

Would you like to fly?

Write three places you would go to, if you could fly.

Draw a picture of you, taking a friend.








**Roger's Broken Leg:** Cut out the words and arrange them to make sentences from the story.  
Draw pictures to match the sentences.

The	and	its	are	work
tyres	paint	missing	scratched.	is

be	to	"It	great	a
would	Stanley.	car,"	said	have

worry,	"Don't	Roy,"	laughed	"I
Stanley.	'Super	am	Stanley'."	

### Activity Time:



Do you think Roy had a good idea? What would you do, to get Roger out of bed? Draw a picture to show what you would do. Write a sentence under the picture.



**Roger's New Car:** Cut out the words and arrange them to make sentences from the story.  
Draw pictures to match the sentences.

still	bed,	Roger	hiding	in
was	blankets.	under	his	

spent	Stanley	all	working	Roger
day,	and	car.	on	the

Roger.	you,"	said	was	"Thank
great	"It	a	idea."	

### Activity Time:

Pretend that you have to help Stanley and Roger with the car.



Draw a picture to show how you would fix up the car.



**New Rules for George and Molly:** Cut out the words and arrange them to make sentences from the story.

Draw pictures to match the sentences.

need	to	“You	fresh	said
some	air,”	both	get	Zara.

George.	“We	“We	like	go
rules.”	won’t	don’t	back,”	said

as	they	As	left,	ripped
Molly	up	soon	the	rules!

### Activity Time:

Write a list of three more rules for George and Molly.

Draw pictures to match your rules.





**The Lost Car Keys:** Cut out the words and arrange them to make sentences from the story.

Draw pictures to match the sentences.


<i>you</i>	<i>me</i>	<i>“I</i>	<i>wish</i>	<i>help</i>
<i>could</i>	<i>them!”</i>	<i>find</i>	<i>George.</i>	<i>yelled</i>

<i>to</i>	<i>shops,”</i>	<i>“Now</i>	<i>have</i>	<i>to</i>
<i>walk</i>	<i>I</i>	<i>George.</i>	<i>said</i>	<i>the</i>

<i>am</i>	<i>“I</i>	<i>Henry</i>	<i>and</i>	<i>have</i>
<i>glad</i>	<i>Zara</i>	<i>gone,”</i>	<i>said</i>	<i>Molly.</i>

### Activity Time:

Draw three places that you would look, if you had lost something. Label each picture.







**The Long Walk:** Cut out the words and arrange them to make sentences from the story.

Draw pictures to match the sentences.


was	a	shops.	long	the
walk	very	It	to	

start	should	we	“Maybe	eating
said	Molly.	meals,”	healthy	some

laughed	George.	“And	have	we
maybe	should	rules,”	some	

### Activity Time:

Molly cleaned up the house,  
while George walked to the shops.  
Draw a picture of Molly cleaning.  
Write a sentence to match your picture.





**Changes:** Cut out the words and arrange them to make sentences from the story.

Draw pictures to match the sentences.

get	“I	George.	going	early
up	am	tomorrow,”	said	to


we	be	“It	if	said
both	go,”	will	fun	Molly.

time	to	“I	paper	now,”
the	read	have	George.	said

**Activity Time:**

George had time to read the paper because he had gotten up early.

What could you do, if you got up early?





**Lolly is Impatient:** Cut out the words and arrange them to make sentences from the story.

Draw pictures to match the sentences.

going	to	“I	am	the
by	myself,”	Lolly.	said	library

was	not	But	was	she
where	looking	Lolly	going.	

around.	“Lolly, that	Lenny	looked	
enormous!”	is	rock Lenny.	said	

### Activity Time:



Draw a picture of the cover of your favourite book. Under your picture, complete this sentence:

*I really love this book because...*



**Lolly is Lost:** Cut out the words and arrange them to make sentences from the story.

Draw pictures to match the sentences.

the	is	“Lolly	paddock,”	said
bottom	down	in	mother.	Lolly’s

but	Lenny	not	could	see
he	looked	around,	Lolly	anywhere.

you	by	run	“I	wish
wouldn’t	yourself,”	off	Lenny.	said

**Activity Time:**



Draw a picture of Lolly picking daisies in the bottom paddock. Write a sentence to match your picture.





**Lolly's Accident:** Cut out the words and arrange them to make sentences from the story.


Draw pictures to match the sentences.

"That's	said	Lolly.	idea,"	go
a	good	"Let's	in."	

will	town	"I	Lenny.	go
said	tomorrow,"	think	I	into

There	It	'Flowers	Sale'.	a
was	said,	for	sign.	

### Activity Time:



Draw a picture of what you would get for your mother's birthday.

Write a sentence to match your picture.

**Time for Glasses:** Cut out the words and arrange them to make sentences from the story.

Draw pictures to match the sentences.


<i>cried</i>	<i>glasses?"</i>	<i>"But</i>	<i>to</i>	<i>if</i>
<i>Lolly.</i>	<i>wear</i>	<i>what</i>	<i>need</i>	<i>I</i>

<i>said</i>	<i>because</i>	<i>the</i>	<i>you</i>	<i>eye</i>
<i>need</i>	<i>glasses,"</i>	<i>"That's</i>	<i>do</i>	<i>doctor.</i>

<i>"Let's</i>	<i>"Awesome,"</i>	<i>said</i>	<i>Lolly.</i>	<i>go</i>
<i>and</i>	<i>choose</i>	<i>glasses, some</i>	<i>Lenny."</i>	

**Activity Time:**

Draw a picture of you picking a new pair of glasses, with your friend.



Write a sentence to match your picture.



