

Activity Book

Katrina Casey



Welcome to Level Seven - Activity Book!

The activities in this book are designed to help teachers, parents or helpers, reflect **with** children on the stories they have read. Whilst most are simple comprehension activities, with emphasis on literal comprehension, some give children the opportunity to infer or predict.

After completing the activities from Levels One to Five, some children may be ready to complete these activities independently.

Some of the activities now require children to find the answers from the text, and write them in the spaces provided.

It is important to have a copy of the matching reader on hand, as children complete these activities.


If you have any questions, please do not hesitate to contact us!

Best wishes,
Katrina Casey

Table of Contents

Title	Page
Polly's Picnic	4
A Present for Polly's Mother	5
Wilston	6
The Lost Cars	7
The Lost Socks	8
The Carrot Competition	9
Time for Bed	10
The New Garden	11
Guess What I've Found!	12
The Art Show	13
Matilda's Picture	14
Story Time	15
Too Many Books	16
The Garden Picture	17
A Home for Molly	18
Wilston's Teddy	19

Polly's Picnic



Cut out the words and put them in the right sentence.

Wilston

Polly

Matilda

picnic.

_____ is a pink pig.

_____ is a girl who took Polly to the park.

_____ is a grey pig.

Polly, Matilda and Wilston went on a _____

Cut the pieces out and join the sentences together.

Matilda and Polly _____ back to the picnic table.


Wilston _____ went to the park.

Wilston went _____ and a drink.

He had a hotdog _____ was coming too.

Draw the characters from this story. Write a sentence to match your work.

A Present for Polly's Mother



Cut out the words and put them in the right sentence.

Where

put

found

think

Polly's mother went and

Matilda.

Wilston has

it somewhere safe.

Polly's mother asked,

is my present?"

"I

Wilston has put it somewhere safe."

Cut the pieces out and join the sentences together.

Polly's mother was having

"it is well hidden."

Polly's mother went

it is your birthday!"

"Of course," said Matilda,

and found Wilston.


"Yes," said Matilda, "when

a birthday.

Draw a picture of Polly's mother talking to Matilda.

Write a sentence to match your picture.

Wilston



Cut out the words and put them in the right sentence.

Where

found

think

Wilston

Polly

Wilston in his bed.

"I

I know where Wilston is hiding!"

was Polly's best friend.

are you going?" asked Wilston's father.

Cut the pieces out and join the sentences together.

Wilston and seek," said Polly.

At last, ran and ran.


"Let's play hide into the barn.

Polly ran he found a hiding spot.

Draw a picture of Wilston hiding in his barn.

Write a sentence to match your picture.

The Lost Cars



Trace over the words. Copy them, then cut them out and match them up.

where	put	found	think
where	put	found	think

Cut the pieces out and join the sentences together.

Wilston was playing	cars were gone!
Wilston and Polly went	with his cars.
When they got back, Wilston's	toy box.
Wilston found his cars in his	for a walk.

Draw a picture of Wilston looking for his cars.

Write a sentence to match your picture.

The Lost Socks



Cut out the words and put them in the right sentence.

socks.

bed.

shoes

Dad

Wilston's socks were with his

Wilston asked

about his socks.

Wilston looked under his

Wilston could not find his

Cut the pieces out and join the sentences together.

Wilston went into

the laundry basket.

He looked in the

washing machine.

Wilston even looked in

the laundry.


Wilston

closed his eyes.

Draw a picture of Wilston looking for his socks.

Write a sentence to match your picture.

The Carrot Competition



Cut out the words and put them in the right sentence.

carrots

best.

Wilston

Matilda

Polly thought her carrots were the

thought her carrots could beat Polly's.

carrots were the best!

Wilston's

were enormous!

Cut the pieces out and join the sentences together.

Polly loved to grow

asked Matilda.

"Couldn't you grow any?"

carrots.

"Where are your carrots, Wilston,"

enormous!


Wilston carrots were

asked Polly.

Draw a picture of the characters and their carrots.

Write a sentence to match your picture.

Time for Bed



Cut out the words and put them in the right sentence.

draw

colour

write

pictures.

They were busy drawing some

"I will

Matilda's name on my picture,"
said Polly.

"I will

a picture of Matilda," said Polly.

"Then I will

it in too," said Wilston.

Cut the pieces out and join the sentences together.

Polly put Wilston's pencils both crying.

Wilston put Polly's pencils in in the bin.

Soon, Polly and Wilston were said Matilda.

"I think it is time for bed," the bin too.

Draw a picture of Polly and Wilston drawing their pictures.

Write a sentence to match your picture.

The New Garden



Copy each word. Fill in the missing letters from the words.

draw	colour	write	picture
__aw	_olour	__ite	_icture
think	found	put	where
__ink	_ound	pu__	__ere


Cut the pieces out and join the sentences together.

Matilda was going	to visit her Grandma.
Matilda had found some	Wilston hiding.
Matilda found Polly and	flowers to take.
They put some	blue flowers in.

Draw a picture of the new garden.

Write a sentence to match your picture.

Guess What I've Found!



Cut out the words and put them in the right sentence.

draw	think	colour."	found,"
------	-------	----------	---------

"Guess what I have		called Polly.
--------------------	--	---------------

Polly said, "It is your favourite	
-----------------------------------	--

Wilston said, "I don't		I will like it."
------------------------	--	------------------

"You could		a picture of it," said Polly.
------------	--	-------------------------------


Cut the pieces out and join the sentences together.

Wilston was	found," said Wilston.
Polly	fast asleep.
"I don't care what you have	went away.
She went to find	Matilda.

Draw a picture of Polly talking to Wilston about the car.

Write a sentence to match your picture. Share your work with your friends.

The Art Show



Cut out the words and put them in the right sentence.

put	draw	colour	pictures.
-----	------	--------	-----------

"Let's		the pictures up,"	said Matilda.
--------	--	-------------------	---------------

They had to draw their best	
-----------------------------	--

They had to		their pictures in.
-------------	--	--------------------


"I will		the best picture,"	said Polly.
---------	--	--------------------	-------------

Cut the pieces out and join the sentences together.

"No," Polly shouted, "my pictures	pictures," said Polly.
"I think Matilda will love our	smiled.
"Let's put the pictures up,"	are the best!"
Polly and Wilston	said Matilda.

Draw a picture of the Polly and Wilston at the Art Show with Matilda. Write a sentence to match your picture. Share your work with your friends.

Matilda's Picture



Cut out the words and put them in the right sentence.

colours.

picture.

write

draw

Wilston painted a beautiful

"I will

'W' for Wilston," said Wilston.

Matilda liked to

pictures.

She liked using lots of bright

Cut the pieces out and join the sentences together.

Matilda drew a picture

asked Wilston.

Matilda and Polly sat

of Polly.

"Where will you put it?"

said Polly.

"On my wall,"

very still.

Draw a picture of Polly and Matilda.

Write a sentence to match your picture. Share your work with your friends.

Story Time



Trace over the words. Cut them out and match them up.

think	found	write	draw
picture	put	where	colour
think	found	write	draw
picture	put	where	colour

Cut the pieces out and join the sentences together.


Matilda, Polly and Wilston were	stories too.
Matilda loved	writing stories.
Polly loved to write	his story.
Wilston wrote	to write stories.

Write a story about Matilda, Polly and Wilston.

Write a sentence to match your picture.

Share your work with your friends.

Too Many Books



Cut out the words and put them in the right sentence.

colours. "Where found think

	Polly	some boxes.
--	-------	-------------

She got a book on how to make	
-------------------------------	--

	will you put the books?" asked Mum.
--	-------------------------------------

"I		I will get some boxes," said Polly.
----	--	-------------------------------------


Cut the pieces out and join the sentences together.

She got a book on how	lot of books.
She got a book on	to draw animals.
Polly had books	how to make colours.
Polly had a	everywhere!

Draw a picture of Polly and her books.

Write a sentence to match your picture. Share your work with your friends.

The Garden Picture



Cut out the words and put them in the right sentence.

sun	garden.	rain	boots.
-----	---------	------	--------

Polly drew a beautiful picture of the	
---------------------------------------	--

She even put the		in her picture.
------------------	--	-----------------

When Polly finished, the		stopped.
--------------------------	--	----------

Polly and Wilston put on their	
--------------------------------	--

Cut the pieces out and join the sentences together.

Wilston came over	the garden?" he asked.
"Do you want to play in	on their boots.
Polly and Wilston put	drawing," said Wilston.
"This is much better than	to Polly's house.

Draw a picture of Polly and Wilston running in the garden.

Write a sentence to match your picture. Share your work with your friends.

A Home for Molly



Cut out the words and put them in the right sentence.

house

sad.

boxes.

will

Molly

love her new house.

Matilda went and found some

Polly was

Polly wanted a

for her toy, Molly.

Cut the pieces out and join the sentences together.

Matilda put the boxes

said Matilda.

She had to put some

house," said Polly.

"That is a good picture,"

together.


"Molly will love her new

colour on the house.

Draw a picture of Molly and her new house.

Write a sentence to match your picture. Share your work with your friends.

Wilston's Teddy



Copy each word. Fill in the missing letters from the words.

draw	colour	write	picture
dr _ _	co _ our	writ _	pictur _
think	found	put	where
th _ _ _	foun _	_ ut	wh _ _ _

Cut the pieces out and join the sentences together.

Wilston could not find	in brown.
Wilston drew a big	Teddy.
He coloured him	picture of Teddy.
Wilston found a	pink pencil.

Draw a picture of Wilston and Teddy.
Write a sentence to match your picture.
Share your work with your friends.

